


Video calls with Zoom

How to meet as community online!

1. Download the Software

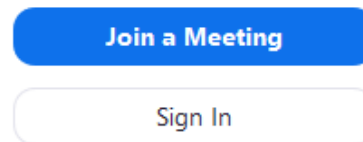
Go to the Zoom website on a desktop or download the Zoom app for your mobile device. Create your new account.

www.zoom.us/signup



2. Sign In & Join

After launching Zoom, click Join a Meeting to join a meeting without signing in. If you want to log in and start or schedule your own meeting, click Sign In.



3. Home

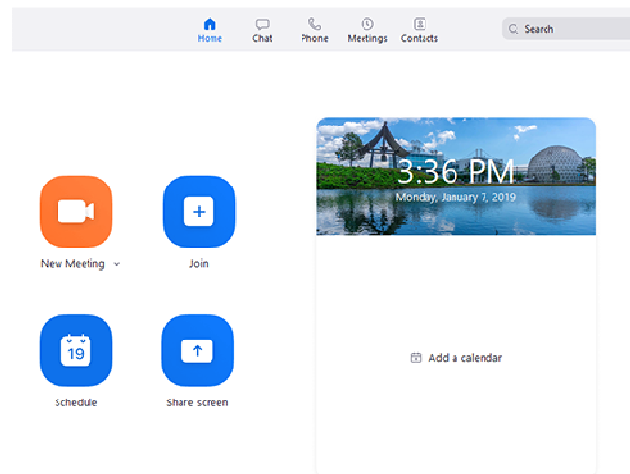
After signing in, you will see the Home tab, where you can click these options:

New Meeting – you create a meeting

Join – see info below

Schedule – book in a meeting with others

Share screen – show the group a photo etc



4. How to Join a Meeting

How to join a meeting

Option 1 : URL link via email

Option 2: Meeting ID (eg. 111-222-3333) sent to you by the person starting the meeting

5. Top Tips

- You only get 40min call with the free account. So if you want to keep chatting you just need to send out a new invitation to the group.
- Try a test call before the scheduled time to make sure your video and audio work.
- Desktop version shows everyone on the call—phones/ tablets show less people.